




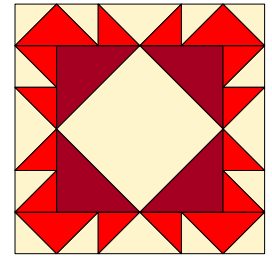


## Block 89 Helen Creighton

	From:	Sub-cut:	
 B	4½" strip 2½" strip 2" strip 1½" strip OR 5"x24" rectangle	1 - 4½" square 4 - 1½"x2½" rectangles 2 - 2" squares, cut once diagonally in half 8 - 1½" squares	
 R	3"x23" rectangle	2 - 2" squares, cut once diagonally in half 4 - 1½"x2½" rectangles 8 - 1½" squares	
 M	3"x11" rectangle	4 - 2½" squares	



## Helen Creighton (Dartmouth NS 1899-1989)

"Helen received a music diploma from McGill University in 1915 then graduated from Halifax Ladies' College the following year. In 1918 she was a Toronto Royal Flying Corps driver, in 1920 a Red Cross ambulance driver in Nova Scotia, studied social work in Toronto until 1923, taught school in Mexico, was a journalist and began her broadcasting career hosting a children's radio program in Halifax as Aunt Helen in 1926.

Pirate tales ignited Helen's passion for folklore. In 1928 Helen, a self-trained folklorist, began travelling around Nova Scotia from foot to car, collecting songs and stories. Her father believing in its importance paid Helen's bills and lent her his car. Helen recorded Acadian, German and English songs, British ballads, sea shanties and slavery songs on wax cylinders, then acetate discs then tapes. Helen also collected dances, cures, children's folklore and games. She is best known for her work on ghosts, buried treasure, witchcraft and superstitions.

'The Nova Scotia Song' sung by Ann Greenough of Petpeswick was popularized by Catherine McKinnon as "Farewell to Nova Scotia" which became the unofficial anthem of the province. Her book Songs and Ballads from Nova Scotia a compilation of songs collected was one of thirteen books of stories, folk songs and ballads. Helen spoke at and receive fellowships from the Rockefeller Foundation, and collect material from the Library of Congress and National Museum of Canada. All this information has been used one way or another, from folk tales to ballet to professional recordings.

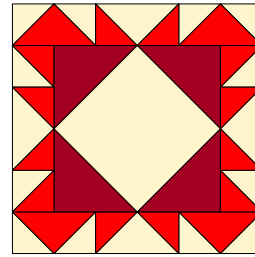
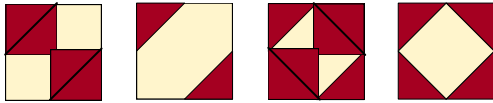
Quote: 'Was it prophetic that I was born with a caul? This thin membranous tissue that sometimes covers the face of a newborn baby is universally known in folklore, and folklore was to become my life's work.' "

Merna Forster, "Helen Creighton—The First Lady of Folklore", 100 More Canadian Heroines Famous and Forgotten Faces," The Dundurn Group Toronto, 2011, 106-108.

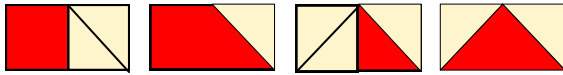
## Block 89 Helen Creighton finished: 6" unfinished: 6½"

### Procedure:

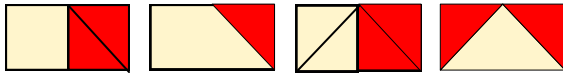
1. Follow Connector Corner on Corner of Square page to sew [1] 2½" **M** square to opposite sides of [1] **B** 4½" square. Sew [1] 2½" **M** triangle to remaining opposite sides. Trim to 4½".



2. Follow Connector Corner on End of Rectangle page to sew [1] 1½" **B** square to the corners on [1] 1½"x2½" **R** rectangle. Should be 1½"x2½". Make 4.



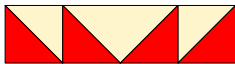
3. Follow Connector Corner Method to sew [1] 1½" **R** square to the corners on [1] 1½"x2½" **B** rectangle. Should be 1½"x2½". Make 4.




4. Sew [1] 2" **B** and **R** triangle together. Press to **R**. Trim to 1½" square. Make 4.



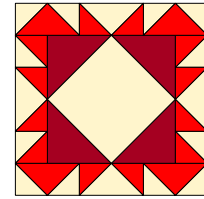
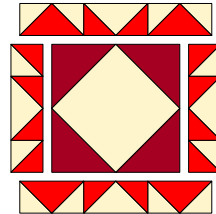
5. Sew [1] Step 4 unit to each end of [1] Step 3 unit. Press seams open. Should be 1½"x4½". Make 2.



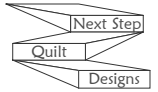
6. Sew [1] Step 2, 3 and 2 together. Press seams open. Should be 1½"x6½". Make 2.



7. Layout and sew together [2] Step 5 and 6 units and [1] Step 1 unit. Sew together in rows. Press. Sew rows together. Press to center. Should be 6½" square.



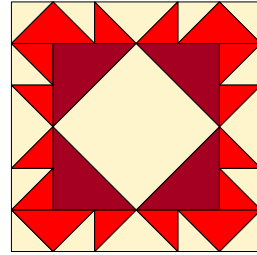
8. Option: Sew a 1½"x6½" background sash strip to the right side of block. ∞



Block 89 Helen Creighton

PERSONAL REFLECTION & INSPIRATION

Destiny.



---

---

---

---

---

---

---

---

---

---

---

---

---

---

---

---

---

---

---

---

---

---

---

