





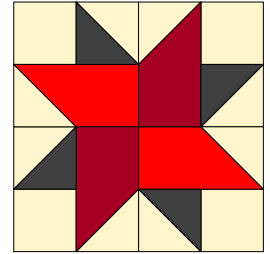


Block 115 Audrey Marlene McLaughlin

	From:	Sub-cut:	
	B 2" strip 2½" strip OR 3"x22" rectangle	8 - 2" squares 2 - 2½" squares, cut once diagonally in half	
	R 4"x5" rectangle	2 - 2"x3½" rectangles	
	M 4"x5" rectangle	2 - 2"x3½" rectangles	
	D 3"x6" rectangle	2 - 2½" squares, cut once diagonally in half	



Audrey Marlene McLaughlin (Dutton ON 1936-)

"In 1955 Audrey, daughter of Scottish and English parents, graduated with a Diploma in Home Science from the MacDonald Institute (University of Guelph). Married at eighteen, had two children, and studied by correspondence while she and her husband ran a mink farm north of London ON, Audrey earned her BA from University of Western Ontario becoming the first member in her family to obtain a university degree.

From 1964 to 1967 she taught at a private college in Ghana, West Africa. In 1972 she divorced. Audrey earned her Masters in social work from University of Toronto and worked at Toronto's Children's Aid Society. In 1979 she loaded up her pickup truck and headed to Whitehorse to start a consulting business—working in child welfare legislation and conducting research on land claims and aboriginal self-government.

When the 30 year Conservative member of parliament left office in 1987 Audrey was recruited to run for the NDP and surprised everyone with a victory. She became the first New Democrat to represent the Yukon and went to Ottawa where she distinguished herself from her caucus colleagues by voting against ratification of the Meech Lake Accord, which she believed to be injurious to the interest of women and northern aboriginal people. In 1988 Audrey was appointed chair of the party caucus and won the NDP 1989 leadership convention replacing retiring Ed Broadbent and becoming the first woman to lead a Canadian political party. Audrey took her party more toward the economic centre while maintaining many traditional NDP policies such as higher taxes on the rich, extensive child-care programs and stimulation of the economy through government spending. In 1993 the NDP lost badly even though she won her seat. Audrey resigned in 1995.

In 2000, she joined the National Democratic Institute, an organization that promotes democracy and peace in developing nations and travelled to Kosovo to help women there to run in the country's first democratic election. Audrey served as President of the Socialist International Women and was appointed special representative for the Government of Yukon on circumpolar affairs. Because of her past efforts toward social justice Audrey is an Officer of the Order of Canada."

Les McLaughlin, Audrey McLaughlin, Hougén Group of Companies, <http://hougengroup.com/yukon-history/yukon-nuggets/audrey-mclaughlin/>, Feb 25 2017.

Honourable Audrey McLaughlin, Oct 2 2000, Library and Archives Canada, <https://www.collectionscanada.gc.ca/women/030001-1321-e.html>, Feb 25 2017.

Audrey McLaughlin, Nov 20 2016 at 01:31, Wikipedia, the free encyclopedia, https://en.wikipedia.org/wiki/Audrey_McLaughlin, Feb 25 2017.

Alan Whitehorn, Audrey McLaughlin, Feb 13 2008 edited March 4 2015, Historica Canada, <http://www.thecanadianencyclopedia.ca/en/article/audrey-mclaughlin/>, Feb 25 2017.


Block 115 Audrey Marlene McLaughlin finished: 6" unfinished: 6½"

Procedure:


1. Sew [1] 2½" **D** and **B** triangle together. Press to **D**. Trim to 2" square. Make 4.



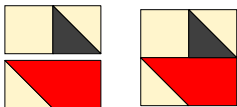
2. Follow Connector Corner on End of Rectangle page to sew [1] 2" **B** square to a corner on [1] 2"x3½" **R** rectangle. Press to **B**. Should be 2"x3½".



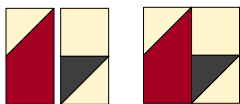
3. Follow Connector Corner on End of Rectangle page to sew [1] 2" **B** square to a corner on [1] 2"x3½" **M** rectangle. Press to **B**. Should be 2"x3½".



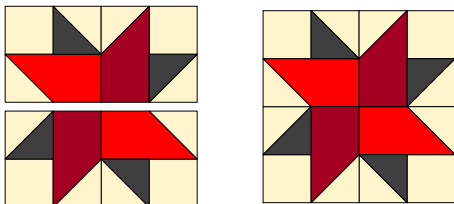
4. Layout and sew together [1] Step 1 and 2 unit and [1] 2" **B** square. Press to **B** square then to Step 2. Should be 3½" square. Make 2.



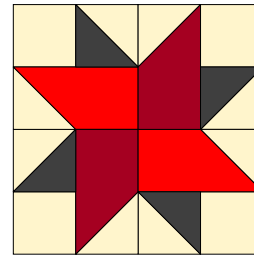
5. Layout and sew together [1] Step 1 and 3 unit and [1] 2" **B** square. Press to **B** square then to Step 3. Should be 3½" square. Make 2.

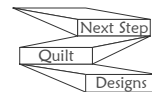


6. Layout [2] Step 4 and 5 units. Sew units together in rows. Press to Step 5. Sew rows together. Open center, spin and press. Should be 6½" square.



7. Option: Sew a 1½"x6½" background sash strip to the right side of block. ∞





Block 115 Audrey Marlene McLaughlin

PERSONAL REFLECTION & INSPIRATION

Keep moving.

