


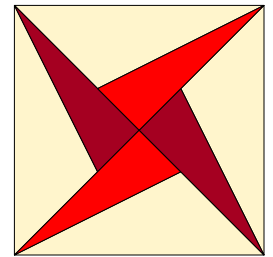


## Block 103 Helen Smith Grant

From: Sub-cut:

If paper piecing add 1/4" all the way around Template Y and Z

- |   |                                   |   |
|---|-----------------------------------|---|
|  | B 4" strip<br>OR 8"x14" rectangle | 2 - 4"x14" rectangles<br>Use template Z to cut 4 pieces from rectangle. |
|  | R 4"x6" rectangle                 | 1 - 4"x 6" rectangle<br>Use template Y to cut 2 pieces from rectangle.  |
|  | M 4"x6" rectangle                 | 1 - 4"x 6" rectangle<br>Use template Y to cut 2 pieces from rectangle.  |



## Helen Smith Grant (Maitland Ns 1853-1943)

"Helen Mary Smith was the daughter of shipbuilder George Oxley Smith. In 1873 she was teaching school when dashing Captain William Grant arrived to pick up his new barque. When it was ready they sailed away on the George as newlyweds, bound for Montreal to pick up cargo then off to South America on a working honeymoon to Montevideo, Valparaiso, around Cape Horn and across the Atlantic to Antwerp.

Helen led a vagabond life sailing across the oceans for thirteen years making major shore visits only to give birth to her two sons. She loved the adventures of seafaring despite the hazards of raising children on a ship. The winter of 1879 was terrifying when the heavily laden ship, Thomas E Kenny, was in a raging storm fighting the mountainous seas. The second mate and a sailor were swept overboard. The pumps were useless against the rising water. When a hurricane force gale struck, they were finally forced to abandon the sinking ship. A Portuguese brig rescued the family and crew and landed them in Lisbon.

Helen, aka Maria Grant, learned to navigate from her husband. She was a keen mathematician. She pored over charts, studied ocean currents, constellations, trade winds and the barometer and soon excelled at taking observations and making calculations to establish positions. Helen's impressive knowledge of rigging, sailing and steering a ship was put to use on a voyage on the George to the Orient in 1883.

Captain Grant spent several week in a Shanghai hospital with appendicitis and peritonitis. When he was a bit better he decided to sail back to Montreal and suffered a relapse at sea. Helen took over as captain and commanded the crew of seventeen. For five months she navigated across the Indian Ocean, along the coast of Africa, round Cape of Good Hope and over the Atlantic to Montreal. Helen had sole responsibility for charting as the Captain was too ill and the crew did not understand navigation all the while caring for the boys and taking her watch on ship.

In 1886 Captain Grant, Helen and family settled in Victoria BC. They built a home overlooking the Pacific and invested in the sealing industry. Helen owned the sealing schooner Beatrice. In 1895, she was the first and only woman school board trustee in Canada, serving on the Victoria School Board for six years. She won a better rate of pay for teachers. Helen was active in many causes to help the orphans, the aged and the sick."

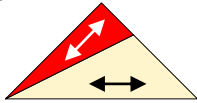
Merna Forster, "Helen Smith Grant—Around the World", 100 Canadian Heroines Famous and Forgotten Faces," The Dundurn Group Toronto, 2004, 94-95.

Block 103 Helen Smith Grant finished: 6" unfinished: 6½"

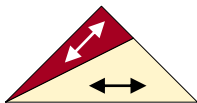
For paper piecing instructions see right side.

Procedure for piecing:

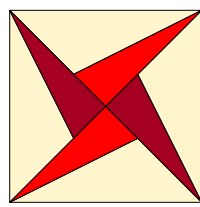
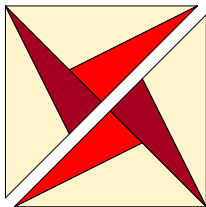
1. Place [1] **B** and **R** triangle right sides together matching seam intersection points. Sew together. Press to **B**. Make 2.



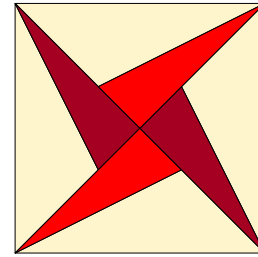
2. Repeat Step 1 using **B** and **M** triangles. Make 2.



3. Layout and sew together [2] Step 1 and 2 units. Press. Should be 6½" square.



4. Option: Sew a 1½"x6½" background sash strip to the right side of block. ∞



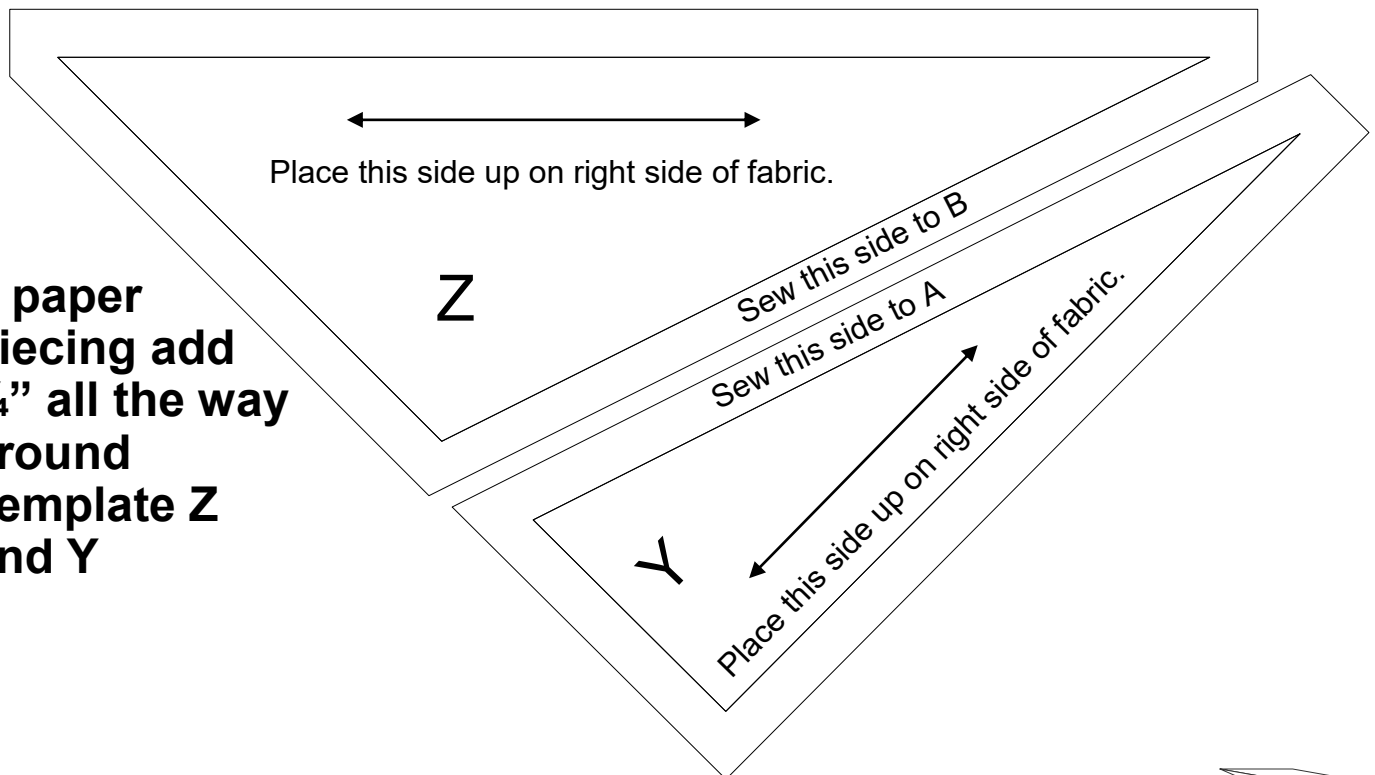
**Procedure for Paperless Paper Piecing or Regular Paper Piecing** - click links above blocks on 150 Canadian Women page

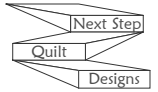
**Regular Paper Piecing** - see pages A thru D

- Section 1 = **Y-R** triangle
- 2 = **Z-B** triangle
- 3 = **Y-M** triangle
- 4 = **Z-B** triangle

Trim on dashed lines and remove paper. Go to Step 3 to finish piecing block. ∞

**If paper piecing add ¼" all the way around Template Z and Y**





Block 103 Helen Smith Grant finished: 6" unfinished: 6½"

Paper Piecing Pattern is Reversed

