





Block 101 Rita Margaret Johnston

	From:	Sub-cut:
 B	3½" strip OR 4"x15" rectangle	4 - 3½" squares
 R	3"x17" rectangle	8 - 2" squares
 M	3"x9" rectangle	4 - 2" squares



Rita Margaret Johnston (Melfort SK 1935-)

"Daughter of John Leichert and Annie Chyzy, was educated in Vancouver, married George Johnston in 1951 and spent her early life running a successful trailer park in Surrey.

In 1970 Rita was elected alderman in Surrey holding the position until 1983 when she was elected to the provincial assembly as a Social Credit member. In 1986 Rita helped persuade Vander Zalm to run for leadership and worked on his successful campaign as well as getting re-elected herself. While remaining loyal to Vander Zalm, amid continuous controversy surrounding him, she moved from portfolio to portfolio as the Cabinet was torn apart by resignations, scandals and defections. When Vander Zalm resigned April 2 1991 Rita was named interim leader of the party making her Canada's first female premier. The Social Credit party formally elected her as leader in an upset defeating the favoured front runner Grace McCarthy causing the party to be bitterly divided. Rita had little time to dissociate herself from the former premier, repair any damage amongst the party and to implement any new programs before the next election in October 17 1991. Needless to say the Socreds lost over half of the popular vote, lost all but seven seats including her own seat. She resigned as leader January 1992 and was replaced by Grace McCarthy. Rita kept a low profile until 2009 when she returned to public life as an advisor for the British Columbia Conservative Party."

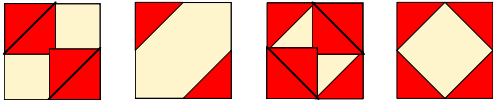
Rita Johnston, Feb 4 2017 at 06:36, Wikipedia, the free encyclopedia, https://en.wikipedia.org/wiki/Rita_Johnston, Feb 20 2017.

Rita Johnston, June 27 2010 edited March 7 2014, Historica Canada, <http://www.thecanadianencyclopedia.ca/en/article/rita-johnston/>, Feb 20 2017.

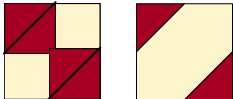
Block 101 Rita Margaret Johnston finished: 6" unfinished: 6½"

Procedure:

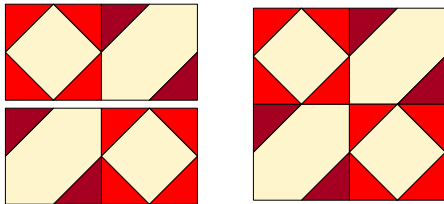
1. Follow Connector Corner on Corner of Square page to sew [1] 2" **R** square to opposite corners on [1] 3½" **B** square. Then sew [1] 2" **R** square to remaining opposite corners. Should be 3½" square. Make 2.



2. Follow Connector Corner on Corner of Square page to sew [1] 2" **M** square to opposite corners on [1] 3½" **B** square. Should be 3½" square. Repress seam to **B**. Make 2.



3. Layout [2] Step 1 and 2 units. Sew units together in rows. Press. Sew rows together. Press. Should be 6½" square.



4. Option: Sew a 1½"x6½" background sash strip to the right side of block. ∞

